



# HATFIELD PEVEREL ST.ANDREW'S JUNIOR SCHOOL

## ART CURRICULUM KAPOW UPDATED 2025




Literacy skills are developed through Art subject specific vocabulary development and cross-curricular opportunities, e.g. storyboarding to develop narratives, and illustration to support Science.



Children are exposed to a wide range of art through Collective Worship and RE e.g. Islamic Art, the political artwork of Banksy and the environmental work of wildlife photographers.

Class teachers assess Art through peer assessment and review, verbal feedback and summative assessment of final pieces.

Art skills and knowledge are developed by taking inspiration from a range of artists and techniques, generating ideas and using sketchbooks that follow the children through the school.





As part of our whole school focus on Oracy, in Art, much learning takes place through exploratory talk. This involves thinking aloud, discussing, questioning and collaboratively building ideas.

All children are encouraged to evaluate - critiquing their own work and that of others.

Skills and knowledge are organised into strands - Making Skills, Generating Ideas, Formal Elements, Knowledge of Artists and Evaluating - which thread through each unit of work.



Our personalised, Kapow supported Art curriculum includes drawing, painting, printmaking, photography, mixed media, craft activities and sculpture skills.



The Art Subject Lead completes annual action plans and data analysis, which is reviewed by governors.

Year 3 children visit Chelmsford Museum where they use natural materials to create 'cave paintings' and have a go at weaving.

### WHAT DOES ART LOOK LIKE?



The formal elements of colour, form, line, pattern, shape, texture and tone are all studied throughout the keystone.

Our Outdoor Classroom provides opportunities for children to study the natural world through drawing and use of natural materials.

Cross curricular opportunities to apply Art skills are woven into planning.

Sketchbook looks, monitoring and learning walks are carried out by the Art Subject Lead and feedback is given.



In Year 3, children explore hands-on Prehistoric painting, Ancient Egyptian scrolls and create botanical inspired abstract art.



Year 4 develop drawings into prints, use composition, techniques, tints and shading to create still lifes and through experimentation with textile-based techniques, design a pattern for fabric printing.

Year 5 go back to the 'space race' era and create a futuristic image, produce mixed-media self-portraits and explore architecture and design.

Year 6 explore how to 'Make My Voice Heard' using expressive imagery and street art, they learn about and immerse themselves in an Artist Study and develop photography skills and techniques.

